


furniture anti-tip kit

Instructions for use

Uncompromising on safety, only high performance materials are used in the manufacture of the Fred range. This Furniture Anti-Tip Kit is engineered from top quality POM and nylon.



Fred®
safety just got smarter


Important!

Fred wants to keep you and your family safe but we need you to do your bit, please read and follow these instructions carefully. Once your product has been installed, please keep these instructions in a safe place for future reference.

Step by step video fitting guides at
www.fredsafety.co.uk

Step by step installation guide

1 You will need:




Alternatively, you can remove the hemispheres on the buckle, and use the Screws (F) or bolts (not provided) to attach it to the back of your furniture. Do not use the screws in engraving or chipboard. If in doubt, please get expert help.



15. When attaching to other wall materials: Use an appropriate fixing system, getting expert help if you are in any doubt.



19 For cleaning behind



⚠ Safety Warnings

- **WARNING!** Adult assembly required.
- **ATTENTION!** This product acts as a deterrent but cannot replace adult supervision. Never leave children unattended. This is not a toy, do not allow children to play with it.
- Check the product regularly to ensure it is safe to use and working correctly. If worn or damaged, remove immediately and replace as needed.
- This product is designed to offer protection for children up to the age of approximately 24 months.
- If your child has learnt how to remove the product, stop using it immediately.

Other Important Information

- **Care instructions:** Wipe with a damp cloth. Do not immerse this product in water.
- **Caution!** Fred SecureLock™ adhesive may cause damage to some surfaces. We accept no liability or responsibility for damage or defects arising from the use of the adhesive on any furniture or surfaces.
- Occasionally, you will need to use a 50:50 mix of water plus either white vinegar or surgical spirit to remove adhesive residue. This mix could cause damage to some surfaces, so please test to use on a discreet area first. We do not accept any liability for damage so caused.
- Claims against warranties or guarantees must be arranged through your retailer, seller or trader. Proof of original purchase is required.

Carefully designed, top quality products for protecting against falls, finger-traps, electric shocks, burns and access to dangerous objects are what Fred is all about.

We can help you more at www.fredsafety.co.uk

