

Before you start continued

3. Check the width of your opening

Measure the width of your opening to calculate the number of Gate Extensions needed. Each Fred® Pressure Gate and Gate Extension Kit includes both a long and a short gate extension to fit either side of the gate.

Size of Opening	Extensions Required	Additional Accessory Required	Position of Gate Extension(s)
76-82cm (30-32.3")	None	n/a	n/a
82-89cm (32.3-35")	1	Included with Gate	1 on one side
89-96cm (35-37.8")	2	Included with Gate	1 on each side
96-103cm (37.8-40.6")	3	One Gate Extension Kit	2 on one side and 1 on the other
103-110cm (40.6-43.3")	4	One Gate Extension Kit	2 on each side
110-117cm (43.3-46")	5	Two Gate Extension Kits	2 on one side and 3 on the other
117-124cm (46-48.8")	6	Two Gate Extension Kits	3 on each side

What's included

Parts List Page 1



(A) 1 x Pressure Fit Gate

What's included



(B) 1 x AccuFit™ Spindle Housing & 1 x Spindle Housing



(C) 1 x Short Gate Extension




(D) 1 x Long Gate Extension



(E) 2 x Top Spindles with Tensioning Wheels



(F) 2 x Bottom Spindles with Nuts



(G) 4 x Wall Cups



(H) 1 x Glow Strip



(I) 1 x Spanner

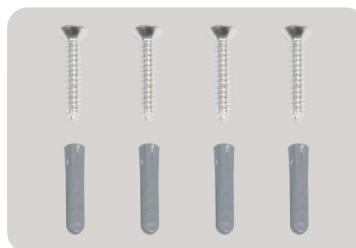


(J) 1 x Magnetic Spirit Level & Marker Tool


Marker Tool comes inserted within the Spirit Level



(K) 4 x Small Screws



(L) 4 x Large Screws & 4 x Wall Plugs



(M) 4 x Adhesive Pads



(N) 2 x Allen Key



(O) 1 x Left One-Way Stopper & 1 x Right One-Way Stopper



(P) 1 x Long Barrel Nut

Parts List Continued